

**REPORT OF THE CERTIFICATE
COURSE TITLED**

***ADD-ON COURSE: SELF EMPLOYED
TAILORING COURSE***

**CONDUCTED BY HOOGHLY WOMEN'S
COLLEGE**

REPORT OF THE CERTIFICATE COURSE TITLED ADD-ON COURSE: SELF EMPLOYED TAILORING COURSE

CONDUCTED BY HOOGHLY WOMEN'S COLLEGE

Objectives of the course: Keeping in view the market demand and change fashion technology, courses on cutting, tailoring & dress making have been suitably designed in the structure of non-formal education. The course aims to provide knowledge and training in use of tools and equipment used in tailoring trade. It also aims to provide skill to construct professional looking garments thereby enhancing employability and entrepreneur skills.

Mode of Teaching: Offline

Total duration of the course: 6 months

Fee: ₹ 130 per month

Contact Person: Sibani Karmakar

Course Coordinator: Prof. Satyajit Biswas

Course Structure: Theory and Practical classes

FLYER OF THE COURSE



HOOGHLY WOMEN'S COLLEGE
तमसो मा ज्योतिर्गमय
1949

Add-on course: SELF-EMPLOYED TAILORING COURSE


A Certificate Course Offered by Hooghly Women's College

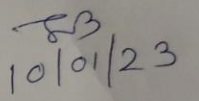

Duration : 6 months
Mode of Teaching: Offline
Eligibility : 10+2
Total Seats : 20

The course was inaugurated on 17th February 2023. 17 students registered for the course

NOTICE

Hooghly Women's College is organizing a certificate course titled 'Self-employed Tailoring Course' for students to enhance their career opportunities. The course will commence from 17th February, 2023. Students are requested to register for the course on or before 20th January, 2023. The course fee will be Rs 130 per month.


Course Coordinator 10/1/23


Principal


COURSE CONTENT

1. Identify and take care of the various tools and equipment used in cutting and tailoring.
2. Identify and practice basic (temporary and permanent) and decorative stitches.

3. Take body measurements (length width and circumference) systematically and follow necessary precautions.
4. Master the use of swing machine and take care of the machine.
5. Follow precautions while using a machine. Identify and correct the defects in a machine. Identify and correct the defects in a machine.
6. Control of fullness – darts, pleats, gathers
7. Make different types of seams using bias, piping and facing and plackets.
8. Make hook and eye and attach buttons, button hole etc.
9. Select fabric and appropriate color combinations according to age, tradition.
10. Follow rules of pattern making, layout and fabric estimation
11. Design, draft, pattern making cutting, stitching and finishing of the garments (panty, slip, jhabla, set, frock, gents pajama, petticoat, churidar, ladies kurta, salwar etc.)
12. Surface decoration of garments using embroidery, laces, buttons, beads, sequins etc.
13. Fold, iron, pack and cost evaluation of stitched garment.
14. Marking and storing of drafts and patterns for future use.

LIST OF REGISTERED STUDENTS



THEORY AND PRACTICAL CLASSES



COURSE OUTCOME

All the registered students successfully completed the course. Certificates were distributed to the students.



HOOGHLY WOMEN'S COLLEGE

***Certificate
Of Completion***

Ms _____ has successfully completed

the certificate course titled

"Add-on course: Self Employed Stitching"

organized by Hooghly Women's College in the session 2022-2023.

COURSE COORDINATOR

PRINCIPAL

